







**GOBIERNO AUTÓNOMO DESCENTRALIZADO PARROQUIA RURAL SAN CARLOS**  
 LOS RÍOS - QUEVEDO - SAN CARLOS  
 9 DE OCTUBRE Y VELASCO IBARRA - 052903442  
**CEDULA PRESUPUESTARIA DE GASTOS**

RUC : 1260028740001 UE: 6998056:

MES -- Desde : 01/07/2024 Hasta : 31/07/2024

Partida / Nombre	Inicial (A)	Reforma (B)	Codificado (C=A+B)	Certificado	COMPROMETIDO			DEVENGADO			PAGADO			% elec
					Periodo	Acumulado (D)	Saldo x Comp (E=C-D)	Periodo	Acumulado (F)	Saldo x Dev (G=D-F)	Periodo	Acumulado (H)	Saldo Pagar (I=F-H)	
51 GASTOS EN PERSONAL	94.301.87	0.00	94.301.87	0.00	6.802.60	49,904.26	44,397.61	6.802.60	49,904.26	44,397.61	6.802.60	48,532.30	1,371.96	52.91
53 BIENES Y SERVICIOS DE CONSUMO	8.250.00	240.00	8.490.00	4,088.95	72.63	4,088.95	4,401.05	72.63	2,288.95	6,201.05	72.63	2,288.07	381.40	88.91
56 GASTOS FINANCIEROS	428.92	0.00	428.92	0.00	31.50	381.40	47.52	31.50	381.40	47.52	31.50	381.40	0.00	88.91
57 OTROS GASTOS CORRIENTES	650.00	20.00	670.00	319.84	12.26	410.16	259.84	12.26	387.29	282.71	12.26	387.29	0.00	57.80
58 TRANSFERENCIAS Y DONACIONES CORRIENTES	8.547.98	0.00	8.547.98	0.00	256.40	769.20	7,778.78	256.40	769.20	7,778.78	256.40	769.20	0.00	9.00
5 GASTOS CORRIENTES	112.178.77	260.00	112.438.77	4,408.79	7.175.39	55,553.97	56,884.80	7.175.39	53,731.10	58,707.67	7.175.39	52,358.26	1,372.84	47.71
GASTO CORRIENTE	112.178.77	260.00	112.438.77	4,408.79	7.175.39	55,553.97	56,884.80	7.175.39	53,731.10	58,707.67	7.175.39	52,358.26	1,372.84	47.71
71 GASTOS EN PERSONAL PARA INVERSIÓN	31,668.56	48,202.41	79,870.97	0.00	6,391.16	46,038.22	33,832.75	6,391.16	46,038.22	33,832.75	6,473.66	44,614.41	1,423.81	57.60
73 BIENES Y SERVICIOS PARA INVERSIÓN	96,519.86	64,101.68	160,621.54	100,672.03	129.13	100,672.03	59,949.51	129.13	28,552.80	132,068.74	4,511.54	28,551.27	1.53	17.71
75 OBRAS PÚBLICAS	95,000.00	142,082.26	237,082.26	70,772.97	6,000.00	70,772.97	166,309.29	6,000.00	70,602.79	166,479.47	6,013.21	42,393.80	28,208.99	29.71
77 OTROS GASTOS DE INVERSIÓN	180.00	2,500.00	2,680.00	0.00	0.00	0.00	2,680.00	0.00	0.00	2,680.00	0.00	0.00	0.00	0.00
78 TRANSFERENCIAS PARA INVERSIÓN AL SECTOR PÚBLICO	9,632.29	12,108.34	21,740.63	0.00	791.61	16,606.60	5,134.03	791.61	16,606.60	5,134.03	791.61	16,606.60	0.00	76.30
7 GASTOS DE INVERSIÓN	233,000.71	268,994.69	501,995.40	171,445.00	13,311.90	234,089.82	267,905.58	13,311.90	161,800.41	340,194.99	17,790.02	132,166.08	29,634.33	32.21
84 BIENES DE LARGA DURACIÓN	4,300.00	32,900.00	37,200.00	4,100.00	0.00	4,100.00	33,100.00	2,100.00	2,100.00	35,100.00	2,100.00	2,100.00	0.00	5.61
8 GASTOS DE CAPITAL	4,300.00	32,900.00	37,200.00	4,100.00	0.00	4,100.00	33,100.00	2,100.00	2,100.00	35,100.00	2,100.00	2,100.00	0.00	5.61
96 AMORTIZACIÓN DE LA DEUDA PÚBLICA	11,596.93	0.00	11,596.93	0.00	1,171.08	8,036.69	3,560.24	1,171.08	8,036.69	3,560.24	1,171.08	8,036.69	0.00	63.30
97 PASIVO CIRCULANTE	0.00	9,164.57	9,164.57	0.00	0.00	8,908.17	256.40	0.00	8,908.17	256.40	0.00	8,908.17	0.00	97.20
9 APLICACIÓN DEL FINANCIAMIENTO	11,596.93	9,164.57	20,761.50	0.00	1,171.08	16,944.86	3,816.64	1,171.08	16,944.86	3,816.64	1,171.08	16,944.86	0.00	81.60
GASTO DE INVERSIÓN	248,897.64	311,059.26	559,956.90	175,545.00	14,482.98	255,134.68	304,822.22	16,582.98	180,945.27	379,111.63	21,061.10	151,210.94	29,634.33	32.20

Signature	Position	Value 1	Value 2	Value 3	Value 4	Value 5	Value 6	Value 7	Value 8	Value 9	Value 10				
	PEDRO ABEL MALDONADO IBARRA PRESIDENTE	361,076.41	311,319.26	672,395.67	179,953.79	21,658.37	310,688.65	361,707.02	23,758.37	234,576.37	437,819.30	28,236.49	203,569.20	31,007.17	34.88
	PEDRO ABEL MALDONADO IBARRA PRESIDENTE														
	CPA EVELYN QUIMBAMBA TESORERA														
	CPA EVELYN QUIMBAMBA SALTOS TESORERA														

TOTAL DE GASTOS :

361,076.41 311,319.26 672,395.67 179,953.79 21,658.37 310,688.65 361,707.02 23,758.37 234,576.37 437,819.30 28,236.49 203,569.20 31,007.17 34.88